

Step-by-Step eHealth registration instruction

You may follow the steps below as an illustration to register for eHealth.

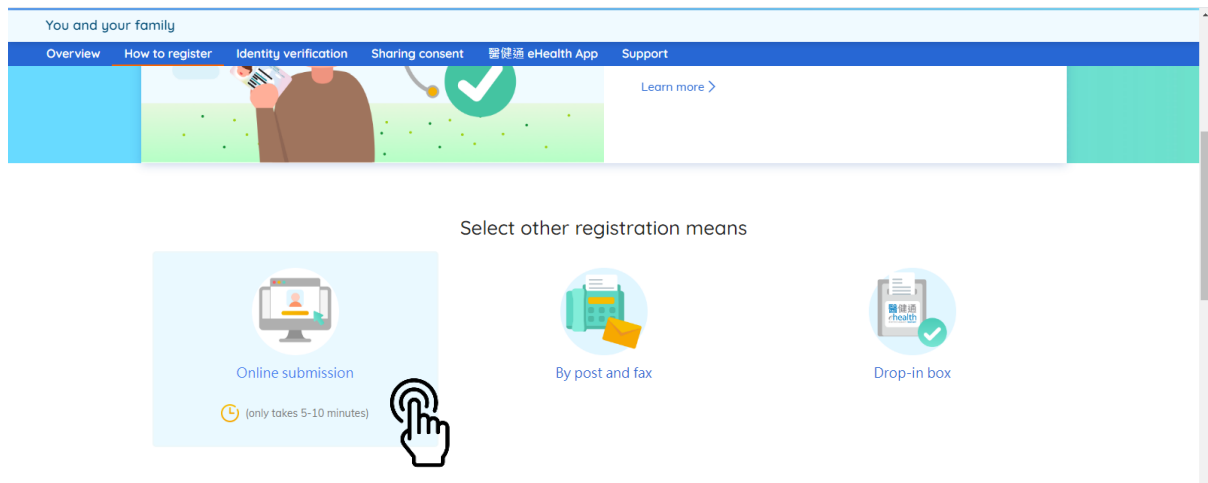
1. Register via below link:

<https://www.ehealth.gov.hk/en/you-and-your-family/how-to-register/index.html>



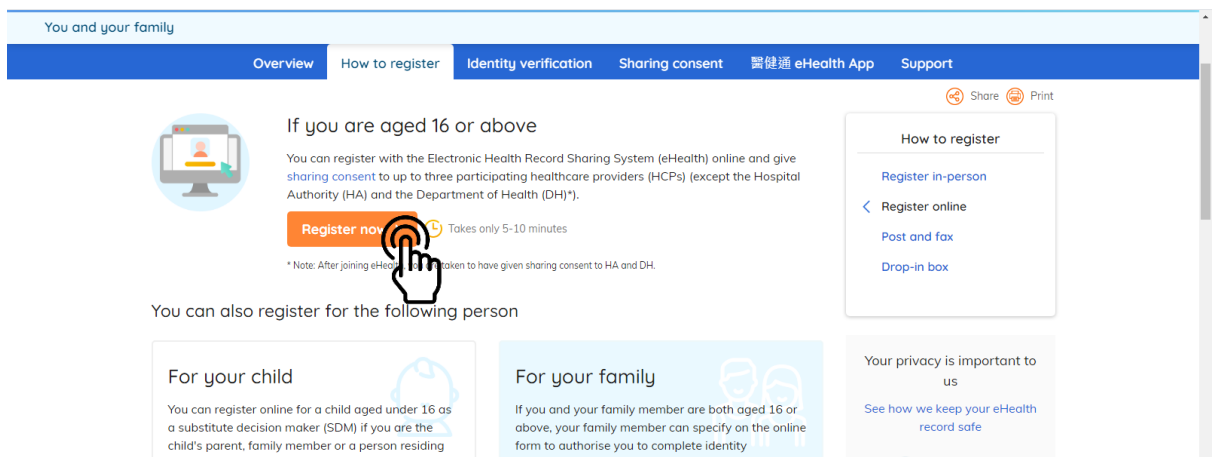
The screenshot shows the 'Electronic Health Record Sharing System' landing page. The main heading is 'How to register'. Below the heading, it states 'Registration is voluntary and free of charge.' There are three main registration options: 'In-person registration', 'Online submission', and 'Drop-in box'. The 'In-person registration' section is currently visible, describing that users only need to bring their Hong Kong identity card to registration centres or mobile counters.

2. Scroll down the landing webpage and click "Online submission"



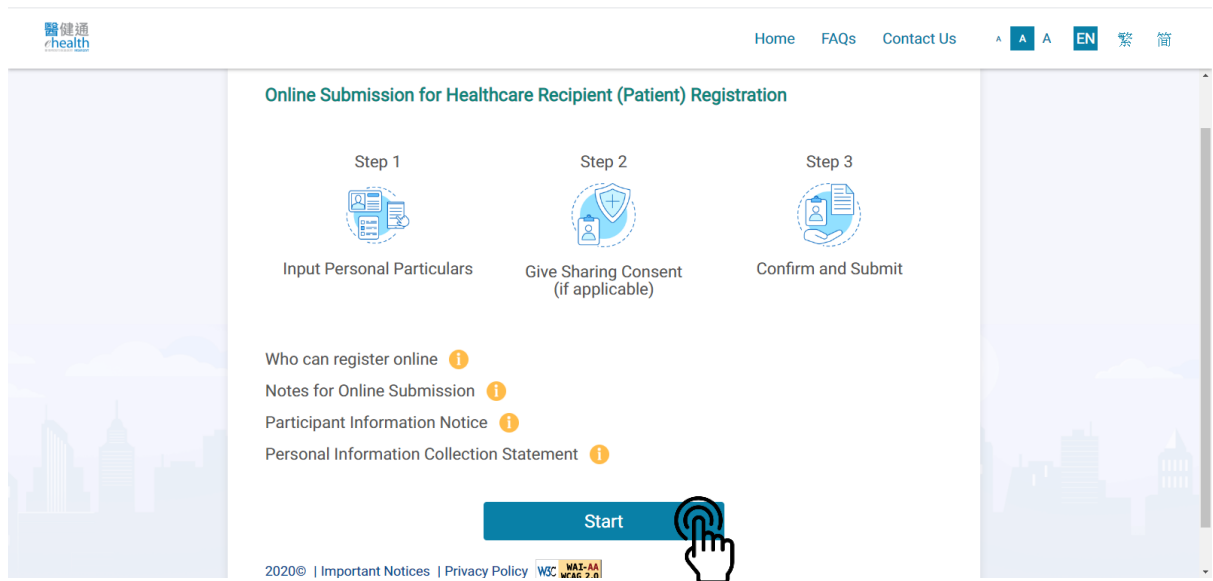
This screenshot shows the 'Select other registration means' section. Three options are presented with icons: 'Online submission' (with a clock icon indicating it takes 5-10 minutes), 'By post and fax', and 'Drop-in box'. A hand cursor icon is pointing at the 'Online submission' option.

3. Click "Register now"



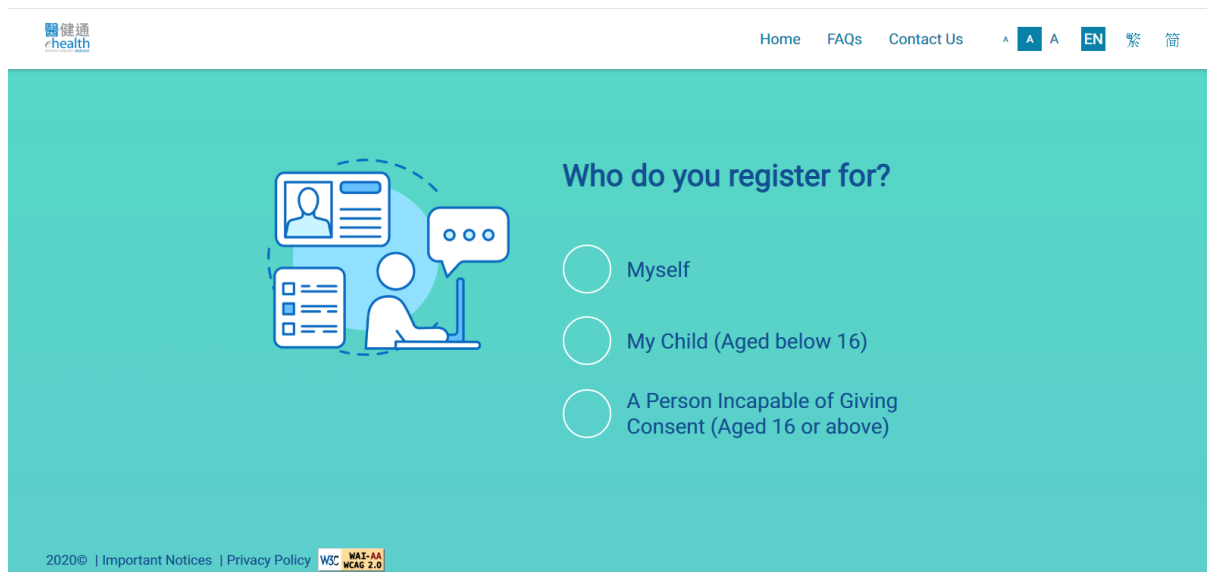
This screenshot shows the 'If you are aged 16 or above' section. It explains that users can register online and give sharing consent to up to three participating healthcare providers (HCPs). A prominent orange 'Register now' button is shown with a hand cursor clicking it. Below this, there are sections for 'For your child' and 'For your family'. A sidebar on the right lists registration methods: 'Register in-person', 'Register online', 'Post and fax', and 'Drop-in box'.

4. Click “Start” to begin Healthcare Recipient (Patient) Registration

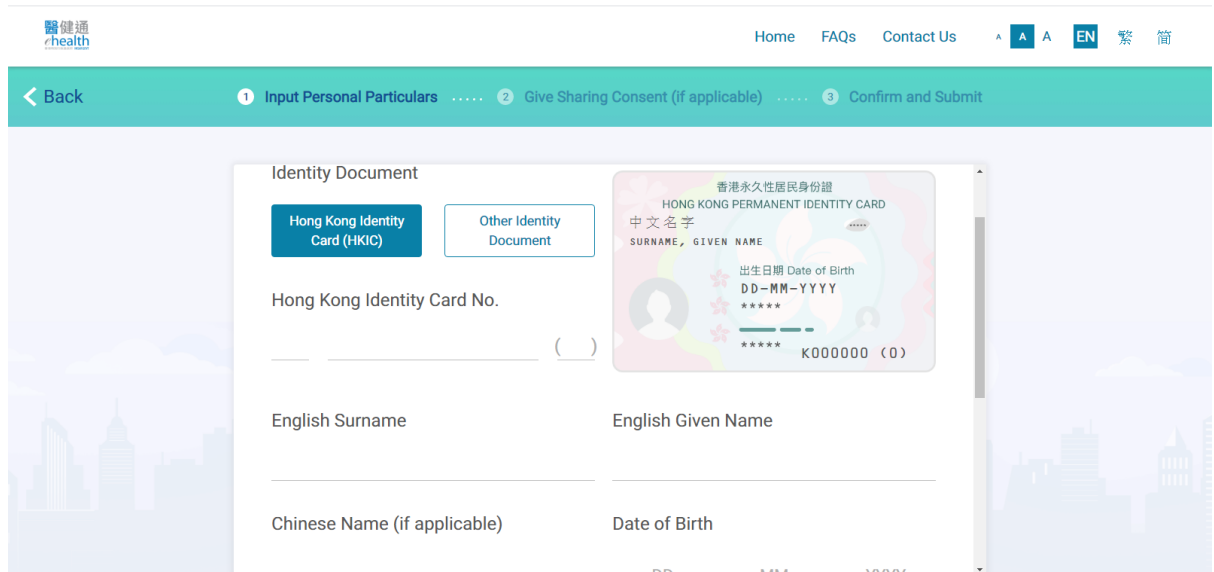


5. Select the appropriate party you wish to register

- Myself, or
- My Child (Aged below 16), or
- A Person Incapable of Giving Consent (Aged 16 or above)



6. Select Identify Document and input personal information



醫健通 health

Home FAQs Contact Us A A EN 繁 簡

< Back 1 Input Personal Particulars 2 Give Sharing Consent (if applicable) 3 Confirm and Submit

Identity Document

Hong Kong Identity Card (HKIC)
 Other Identity Document

Hong Kong Identity Card No. _____ ()

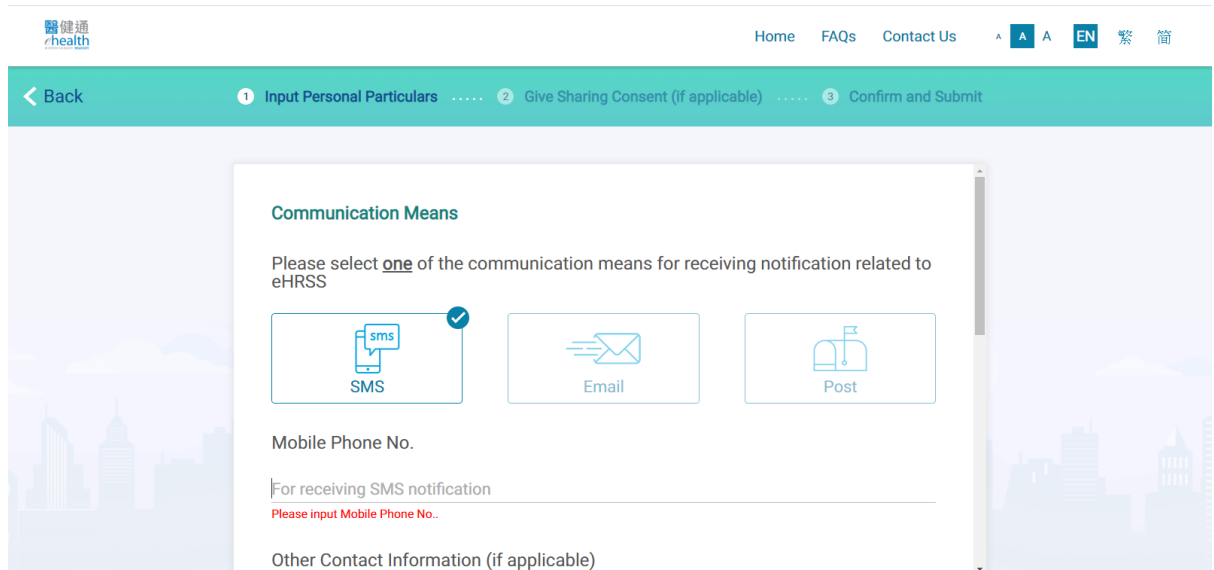
English Surname _____ English Given Name _____

Chinese Name (if applicable) _____ Date of Birth _____

香港永久性居民身份證
HONG KONG PERMANENT IDENTITY CARD
中文名字
SURNAME, GIVEN NAME
出生日期 Date of Birth
DD-MM-YYYY

***** K000000 (0)

7. Input Hong Kong mobile phone number, email or post address to receive notification related to Electronic Health Record Sharing System (eHRSS)



醫健通 health

Home FAQs Contact Us A A EN 繁 簡

< Back 1 Input Personal Particulars 2 Give Sharing Consent (if applicable) 3 Confirm and Submit

Communication Means

Please select one of the communication means for receiving notification related to eHRSS

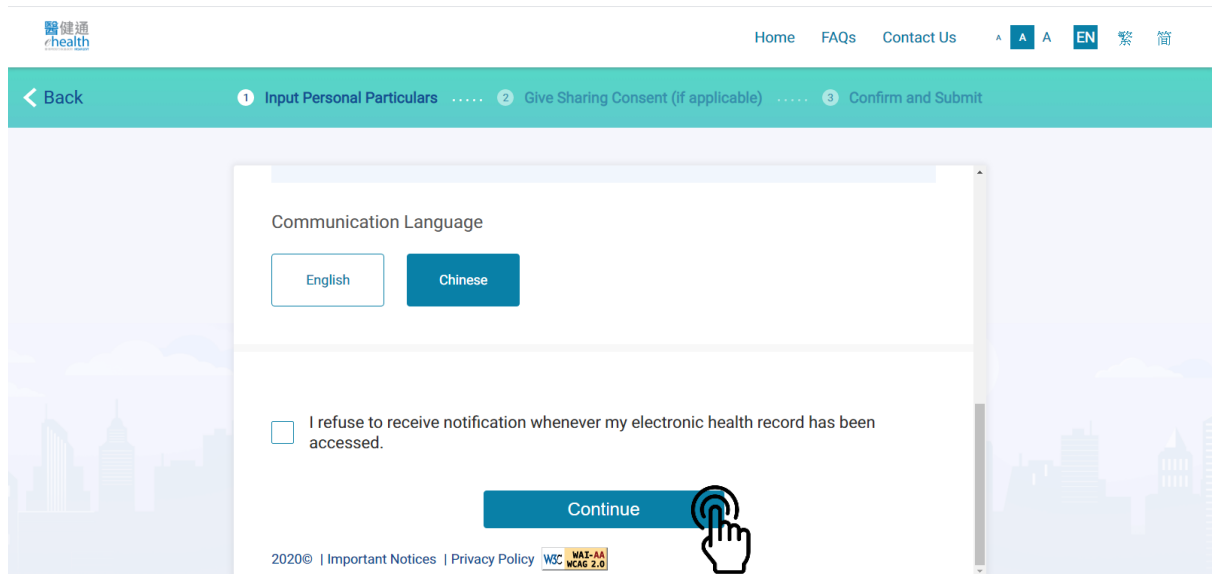
SMS
 Email
 Post

Mobile Phone No. _____

For receiving SMS notification
Please input Mobile Phone No..

Other Contact Information (if applicable) _____

8. Select your desired communication language and press “Continue”



醫健通
rhealth

Home FAQs Contact Us ^ A A EN 繁 簡

< Back 1 Input Personal Particulars 2 Give Sharing Consent (if applicable) 3 Confirm and Submit

Communication Language

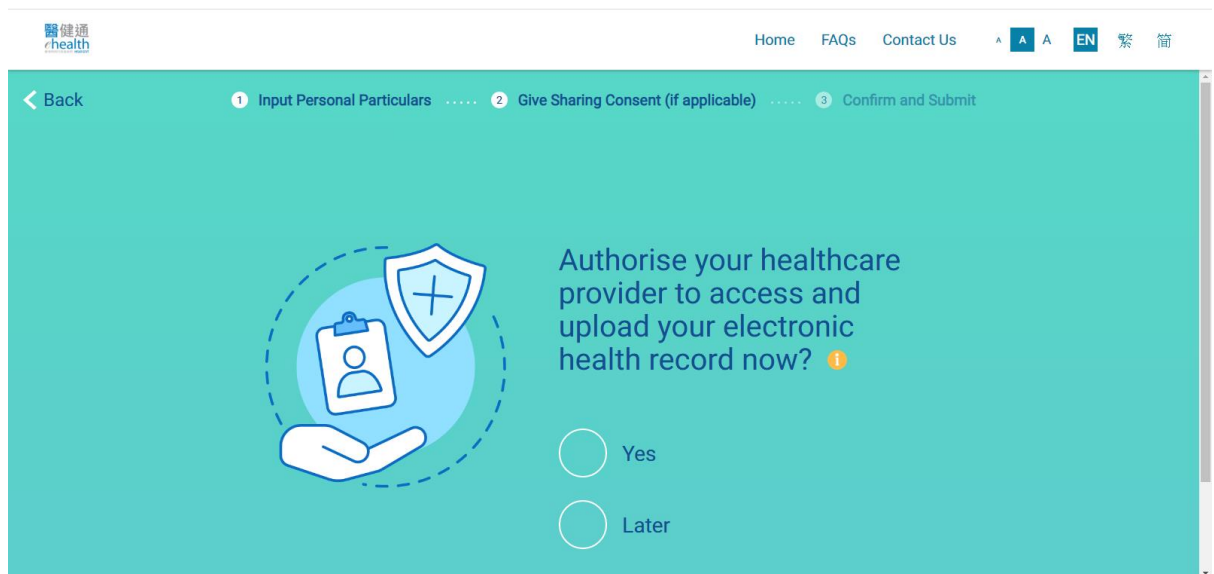
English Chinese

I refuse to receive notification whenever my electronic health record has been accessed.

Continue

2020© | Important Notices | Privacy Policy W3C WCAG 2.0


9. Choose if you would authorize your healthcare provider to access your health record



醫健通
rhealth

Home FAQs Contact Us ^ A A EN 繁 簡

< Back 1 Input Personal Particulars 2 Give Sharing Consent (if applicable) 3 Confirm and Submit




Authorise your healthcare provider to access and upload your electronic health record now? ⓘ

Yes

Later

10. Review your selected items, and click “Confirm” to complete the registration



Registration Completed